

How to upgrade manually the Taglio Programs licences

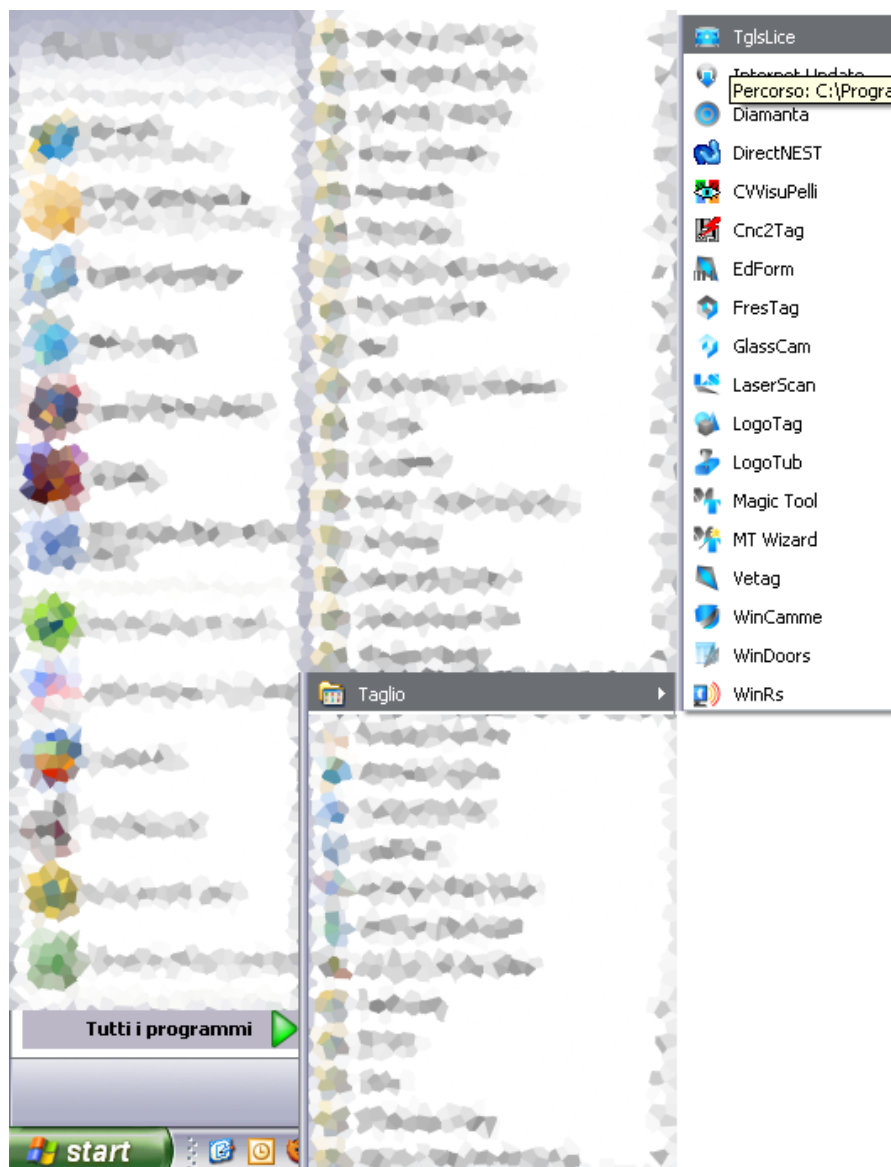
IF YOU HAVE NOT THE LICENCE FILE : TGLSLICE.DAT

Is possible to insert and/or upgrade manually the activation codes.

You need the “**Program Licences**” sheet, you can find it on the envelope containing the CD and the Protection Key.

Verify that the protection key is pull on the USB port




On Start Menu, choose Programs > Taglio > TGLSLICE





In “Product License Management” window:

a) **Modify expiry date** : insert the expiry date: and Authorization Number Expiry






click  to confirm. In the next window, click  and then  . Answer yes to the question "Modification saving?" .




b) Modify options or software version: in this window, click  to enter on Software Management, select a software, select the correct option or version, click






 to confirm. In the next window, click  and then  . Answer YES to the question "Modification saving?" .




c) Insert or remove a program : in this window, click  to go to Software Management. To INSERT a software, click NEW and insert Product Name (as written on Program Licences sheet), Options Version, Authorization Number



click  to confirm. In the next window, click  and then  . Answer YES to the question "Modification saving?" .



To remove a program, click on the program, click REMOVE , then click  . Answer YES to the question "Remove Program?"



IF YOU HAVE THE LICENCE FILE: TGLSLICE.DAT

tglslice.dat contains the Programs expiring dates and options, this file must be overwritten to the old tglslice.dat in the PC

If Version 26 is installed as an Upgrade (25, 24, 23.....)

tglslice.dat is in

c:\program files\taglio\25 (or 24..... or 2003) \wintag

If Version 26 is installed as a new installation or parallel installation of another version (or as an upgrade of a version previous to 2005)

tglslice.dat is in

C:\Documents and Settings\All Users\Documents\Wintag TAGLIO 26